


Heart Basket Instructions

Watch a video version of these instructions at www.youtube.com/user/GreatAuntUK




All you need are two A4 sheets of different coloured paper, a pencil and scissors




Use the template below to cut these shapes and fold them in half.




When you weave, you are either put the white strip THROUGH the red strip...




... or put the white strip AROUND the red strip. Have a practise starting to weave!




Take white strip 1 through A, around B, then through C



Take white strip 2 around A, through B, then around C



Take white strip 3 through A, around B, then through C



Shuffle the weaving up and add a handle to complete your heart basket!

